



District Report Card: 2017


State: Puducherry	District: Karaikal
Class: 3	Subject: Language
Schools: 65	Students: 780


Participation/Coverage


Students

GENDER 	Boys		Girls	
	Number	%	Number	%
	387	49.62	393	50.38

AREA 	Rural		Urban	
	Number	%	Number	%
	600	76.92	180	23.08

CATEGORY 	SC		ST		OBC		GEN	
	Number	%	Number	%	Number	%	Number	%
	288	36.92	2	0.26	473	60.64	17	2.18

CWSN 	LD	VI	HI	S&LD	ID	Oth
	1	2	0	0	3	3

Management 	Government		Government-aided	
	Number	%	Number	%
	759	97.31	21	2.69

Average Performance of Students in Language (%)

Overall	Gender		Area		Management		Social Group			
	Male	Female	Rural	Urban	Govt.	Aided	SC	ST	OBC	GEN
65.99	66.05	65.94	65.60	67.30	66.08	62.86	68.63	40.00	64.57	63.92

Performance on Learning Outcomes (LOs)

Learning Outcomes	Description	Average Performance(%)
L304	Reads small texts with comprehension i.e., identifies main ideas, details, sequence and draws conclusions	65.99
L312	Reads printed scripts on the classroom walls: poems, posters, charts etc.	66.00

Range of Performance of Students who Answered Correctly							
Below 30%		30% - 50%		50% - 75%		Above 75%	
Number	%	Number	%	Number	%	Number	%
57	7.31	126	16.15	313	40.13	284	36.41

Lowest Performing Learning Outcomes (LOs)

- 1 - Reads small texts with comprehension i.e., identifies main ideas, details, sequence and draws conclusions (65.99)
- 2 - Reads printed scripts on the classroom walls: poems, posters, charts etc. (66.00)